




Coach Orientation

Spring 2015

“It is about the kids”



- **The Spring Soccer program supports 86 teams and over 730 players**
- **Coaches are the most important AYSO Volunteers – Most Direct Contact with Children**
- **Thank you for coaching!**
- **We are here to have fun!**

Meeting Agenda

- Information Tools
- Spring Board of Directors
- Calendar
- What you get tonight
- Team Notification
- Volunteer Positions
- Registered and Safe Haven
- Practice
- Safe Haven & Registered

Meeting Agenda

- Game Day
- Safety
- Summary Chart
- Game Cards
- Coaching
- UK Coaching
- Uniform Content
- Rating
- Coach Duties and Responsibilities



Information Tools

- 1st Region 68 Website
 - <http://www.camarilloaysosoccer.org>
- 2nd Coach's Guidelines for Spring League 2015
- 3rd Contact your Division Coordinator

1st - Regional Website

- www.camarilloaysosoccer.org
- Go to the Spring Season link for specifics for this season.
 - Game Schedule
 - Contact Information for Division Coordinators and Staff
- General Calendar on the website has monthly detail on AYSO events
- Weather information if rainout

2nd- Coach's Guideline for Spring League 2015



Coach's Guide for Spring League 2015 AYSO Region 68

Here are the steps to set the foundation for a successful AYSO Spring season.

1. **Region 68 Website:** Get familiar with our region website at www.camarilloaysosoccer.org especially the Coaches and Calendar pages.
2. **Register as a 2014 Volunteer:**
 - 2.1. **Registering as a Returning Volunteer**
 - Go to www.eayso.org and log in with your e-mail address and password
 - Click on "apply as a returning adult volunteer" and update/verify your application.
 - Send an e-mail to our CVPA (Child Volunteer Protection Advocate) at ayso68cvpa@gmail.com to let her know you have completed the process and what role you are doing this season, i.e. Coach.
 - 2.2. **Registering as a New Volunteer**
 - Go to www.eayso.org and log in with your e-mail address and

3rd-Division Coordinator

- Division Coordinator (DC) point of contact for questions and information
- E-mail them your question
- If they do not respond, e-mail me, I can help
- Please respond to e-mails from us timely

Spring Board

Girls Division Coordinators

GU6 – GABE LESKY

GU8 – RYAN KRAAI

GU10 – KEN STOREY

GU12 & GU14 – JIM MOYE

U16/19 Coed – KAIL MACIAS

Spring Board

Boys Division Coordinators

BU6 – JENNIFER KWAST

BU8 – JIM BAK

BU10 – KIM GOODMAN

BU12 & BU14 – BRENDA LATHORP

U16/19 Coed – KAIL MACIAS

Spring Board

Spring Director – DAVID MASCI

Registrar – BRIAN LIEBERSON

Child Volunteer Protection Advocate (CVPA)

CAROL BJORDAHL

Regional Commissioner – TIM AZBELL

Calendar Pre-Season

- U6-U8 Online at aysotraining.org
- U10 – U12 Coach Training TBD
 - Classroom & Field
- Regional Referee Training (both required)
 - Online Course at AYSOTraining.org and then
 - 2/11/15 6:30 – 8:00 p.m. Classroom instruction
- Field Marking and Painting U10 Teams
 - 2/14/15 10:00 a.m. 12:00 p.m. – Pleasant Valley Fields

Calendar Season

2/15/2015 Week #1

2/22/2015 Week #2

3/1/2015 Week #3

3/8/2015 Week #4

3/15/2015 Week #5

3/22/2015 Week #6

4/11/2015 Painting - U10

4/12/2015 Week #7

4/19/2015 Week #8

Tonight you get

- Players Forms - Unsigned
 - Make 2 copies, parents sign BOTH in ink.
 - Keep with you at all AYSO events for your team
- Player Uniforms
- Coach Shirt (Bonus)
- Ball
- 8 Game Cards
- Safety kit

TEAM NOTIFICATION & DROPS

- Call your team now! but no later than February 4
- Let your Division Coordinator know about drops and tell the parents to let us know by contacting our registrar
- Brian will handle refunds aysor68registrar@gmail.com

Volunteer Positions

- Volunteer positions
 - Team Referee(s)
 - 2 in U10 through U14
 - 1 in U6 & U8
 - Team Parent
 - Helps coordinate snacks, uniform tie-dying, parties, etc.
 - Field Worker (U10)
 - On Saturday February 14th and April 11th U10 teams measure & mark all fields for Spring Season
 - Field Set Up/Painter
 - First game sets up and paints
 - Last game breaks down

PRACTICE

- One Practice Per Week Maximum
 - OK if Sunday before games
 - Practice at neighborhood parks is OK
 - PV field at east end closer to T.O. not under the lights.
- Two Deep Leadership – Always 2 registered volunteers with the kids.
 - Do not be left alone with the kids
 - Do not leave a kid alone

Safe Haven & Registered

- Each volunteer needs to have Registered for MY2014. If you did in the Fall, you are OK
- Each volunteer needs to be current on Safe Haven
- This protects you under the Volunteer Protection Act
- Your DC will contact you about compliance for your volunteers

A close-up photograph of a brown dog, possibly a Weimaraner, lying on a light-colored carpet. The dog is looking directly at the camera with a calm expression. It has a blue bone-shaped tag on its collar. The background is slightly blurred, showing a white door or wall.

**NO PETS
ALLOWED**

Pass it on

Game Day

- **Player safety is a priority at all times**
- The designated Home Team will provide the game ball and occupy the East side of Field (closest to Conejo Grade or 101 Freeway)
- U6 & U8 will not have a goal keeper
- The players must have proper equipment
- Make sure your parents know your team number
- No more than a 5 point differential if possible.

Game Day: Parent Participation

- REFEREES – Parents can referee their kids games
- U6-U8
 - One referee (safe haven and registered)
- U10-U12
 - Two referees
 - One that can center
 - One that can AR
 - Home team provides the Center
 - Away team provides two AR
- U14-U16/19 – Jamboree – Need an experienced referee

SAFETY

- If an incident happens during a training or game
 - Fill out an incident report
 - Get it to the Safety Director
 - Incident report can be found at either the info table or R68 website
 - AYSO has insurance for players that get injured

Spring League Organization Game Summary Chart

Division	Game Length	Game Format	Max Players per Team	Players on Field	Goal Keeper	Max time a player may play keeper.
U6	30 minutes	6 quarters	6	4 v 4	No	N/A
GU8 BU8	40 minutes	4 quarters	8 9	6 v 6 7 v 7	No	N/A
U10	50 minutes	4 quarters	9	7 v 7	Yes	2 quarters
U12	60 minutes	4 quarters	12	9 v 9	Yes	2 quarters
U14	70 minutes	4 quarters	15	11 v 11	Yes	2 quarters
U16/19	80 minutes	2 halves	One team	11 v 11	Yes	No limit

Game Cards

- Game cards must be filled out before each game
- U6-U8 Coaches to fill them out and to bring cards to Command Tent
- U10-U12 the Referees fill them out and bring the card to the Command Tent
- This is to guard against complaints of lack of compliance to $\frac{3}{4}$ **guideline.**

UK Coach Program

- Soccer camp once per week for 6 weeks for players.
- Details to follow.

Uniform Contest



Uniform Contest

- Decorate your uniforms
- Does not need be same color as socks
- Tips will be on website
- We will have a best uniform contest in divisions U6-U12, both boys and girls.
- The Region will sponsor a Pizza Party for the winner of each division for player and coach
- Overall Best Uniform wins coach's bench

Rating of your Team U8 & up

- Asking each coach from BU8 and higher to rate your team.
- No ratings meetings just your assessment.
- Need ratings prior to the end of the season.

Coaching

- Coaches are responsible for the conduct of their players, parents, and friends and all are expected to demonstrate good sportsmanship throughout the season.
- Positive Coaching
- Good Sportsmanship
- You set the temperature

**Thank You
for Volunteering
to Coach!**